

INSTALACION DE DRUPAL



Por David Lopez-Davalos

Requerimientos del sistema

- Servidor Web
- Servidor de Base de Datos
- PHP



¿Que hacemos?







BITNAMI

Instalación de Drupal

Descarga del Sistema

<http://bitnami.org/stack/drupal>

	 Windows	 Linux	 Mac x86	 Mac PPC
Stack ?	Include all the dependencies necessary to run the application, such as Apache, MySQL, PHP and phpMyAdmin.			
Drupal 6.19-0	Download ⓘ (42.9 MB)	Download ⓘ (54.7 MB)	Download ⓘ (57.4 MB)	Download ⓘ (56.2 MB)
Module ?	Run on top of an existing stack. Different modules can share the same Apache and MySQL installation. To use them you will need to have installed .			
Drupal 6.19-0 module BitNami Module	Download ⓘ (4.2 MB)	Download ⓘ (4.8 MB)	Download ⓘ (9.7 MB)	Download ⓘ (9.7 MB)



Setup



Drupal

BITNAMI

Setup - BitNami Drupal 6 Stack


Welcome to the BitNami Drupal 6 Stack Setup Wizard.

Atrás

Adelante

Cancelar

Setup

Create Admin account 

BitNami Drupal 6 Stack admin user creation

Login

Password

Please confirm your password

Your real name

Email Address


BitRock Installer

Setup

BITNAMI

Drupal

An easily extendable content management system to create, publish, manage, and organize a wide variety of content on a myriad of site formats.

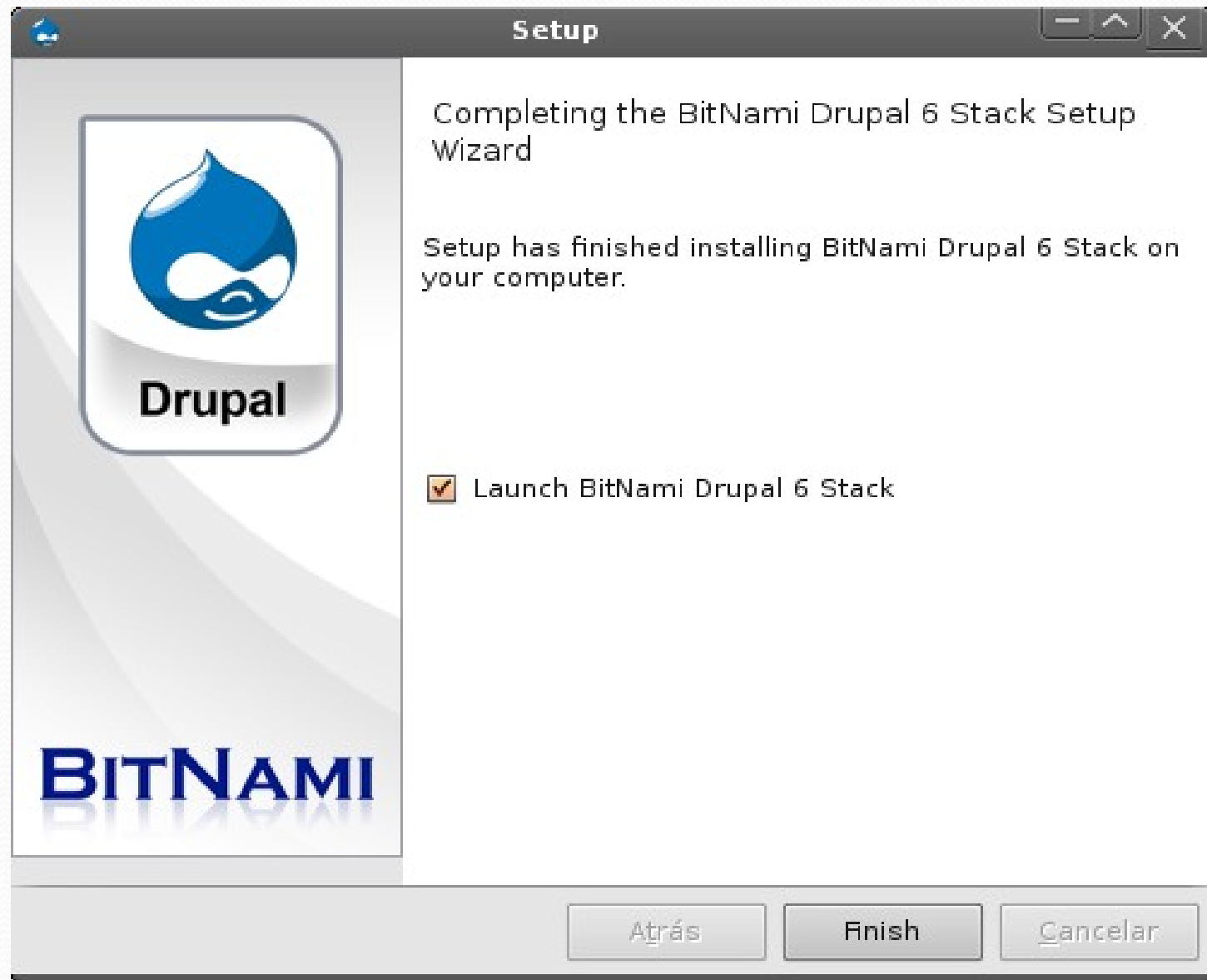


Installing
Unpacking /home/usuario/drupal-6.19-0/common/include/openssl/evp.h

12 %

BitRock Installer

Atrás Adelante Cancelar



Setup

Completing the BitNami Drupal 6 Stack Setup Wizard

Setup has finished installing BitNami Drupal 6 Stack on your computer.

Launch BitNami Drupal 6 Stack

Atrás

Finish

Cancelar

BITNAMI

Welcome!

Access BitNami Drupal 6 Stack



Drupal is a content management system that can be used to build a wide variety of web sites, including news portals, discussion sites, corporate web sites, intranet applications, personal web sites or blogs, auction sites, e-commerce applications, resource directories, and social networking sites. Drupal is easy to extend by plugging in one or more of the dozens of freely available modules.

You can learn more about Drupal at <http://drupal.org>

The BitNami Drupal 6 Stack is an installer that greatly simplifies the installation of BitNami Drupal 6 Stack and runtime dependencies. It includes ready-to-run versions of Apache, MySQL and PHP. BitNami Drupal 6 Stack is distributed for free under the Apache 2.0 license.

You can learn more about BitNami Stacks at <http://bitnami.org/stacks/>

To enter the application please click on the link at the top of the page.

You can access the built-in management tool phpMyAdmin [here](#). For security reasons it is password protected and only accessible when using 127.0.0.1 as the hostname.

A screenshot of a web browser dialog box titled "Inicio de sesión requerido" (Login required). The dialog box has a key icon on the left. The text inside says "http://127.0.0.1:8080 está solicitando un nombre de usuario y una contraseña. El sitio dice: 'phpMyAdmin'". Below this text are two input fields: "Usuario:" with the text "administrator" and "Contraseña:" with seven black dots. At the bottom right of the dialog box are two buttons: "Cancelar" (Cancel) with a red 'X' icon and "Aceptar" (Accept) with a green checkmark icon.

127.0.0.1:8080 / localhost | phpMyAd... 

phpMyAdmin

- bitnami_drupal6 (47)
- information_schema (28)
- mysql (23)
- test (0)

Seleccionar una base de datos

localhost

-  Versión del servidor: 5.1.30
 - ▶ Versión del protocolo: 10
 - ▶ Servidor: Localhost via UNIX socket
 - ▶ Usuario: root@localhost
-  Juegos de caracteres de MySQL: **UTF-8 Unicode (utf8)**
-  Cotejamiento de las conexiones MySQL:  
-  **Crear nueva base de datos** 
 
-  [Mostrar información de tiempo de ejecución de MySQL](#)
-  [Mostrar las variables del sistema MySQL](#) 
-  [Procesos](#) 
-  [Juego de caracteres y sus cotejamientos](#)
-  [Motores de almacenamiento](#)
-  [Cargar los privilegios nuevamente](#) 
-  [Privilegios](#)
-  [Bases de datos](#)
-  [Exportar](#)
-  [Importar](#)



Drupal powered by BitNami

User login

Username: *

Password: *

Log in

- [Create new account](#)
- [Request new password](#)

Welcome to your new Drupal website!

Please follow these steps to set up and start using your website:

1. Configure your website

Once logged in, visit the [administration section](#), where you can [customize and configure](#) all aspects of your website.

2. Enable additional functionality

Next, visit the [module list](#) and enable features which suit your specific needs. You can find additional modules in the [Drupal modules download section](#).

3. Customize your website design

To change the "look and feel" of your website, visit the [themes section](#). You may choose from one of the included themes or download additional themes from the [Drupal themes download section](#).

4. Start posting content

Finally, you can [create content](#) for your website. This message will disappear once you have promoted a post to the front page.

For more information, please refer to the [help section](#), or the [online Drupal handbooks](#). You may also post at the [Drupal forum](#), or view the wide range of [other support options](#) available.

LICENCIA

**Creative Commons : Reconocimiento-
No Comercial-Compartir bajo la
misma licencia 2.5 Perú**

<http://creativecommons.org/licenses/by-nc-sa/2.5/pe/>