

Relaciones Padre - Hijo Usando Node Reference

Nicolas Borda



Tipos de Contenido

Content types

localhost > Administer > Content management > Content types >

Hello admin Logout

List Add content type Fields

Name	Type	Description	Operations
Albums	albums		edit manage fields delete
Bandas	bandas		edit manage fields delete
Imágenes	imagenes		edit manage fields delete
Page	page	A <i>page</i> , similar in form to a <i>story</i> , is a simple method for creating and displaying information that rarely changes, such as an "About us" section of a website. By default, a <i>page</i> entry does not allow visitor comments and is not featured on the site's initial home page.	edit manage fields delete
Story	story	A <i>story</i> , similar in form to a <i>page</i> , is ideal for creating and displaying content that informs or engages website visitors. Press releases, site announcements, and informal blog-like entries may all be created with a <i>story</i> entry. By default, a <i>story</i> entry is automatically featured on the site's initial home page, and provides the ability to post comments.	edit manage fields delete
Videos	videos		edit manage fields delete

[» Add a new content type](#)

Bandas



Bandas

localhost > Administer > Content management > Bandas > Manage fields >

Hello admin Logout

Edit **Manage fields** Display fields

Add fields and groups to the content type, and arrange them on content display and input forms.

Note: Installing the [Advanced help](#) module will let you access more and better help.

Label	Name	Type	Operations
Title	Node module form.		
Menu settings	Menu module form.		
Body	Node module form.		
Revision information	Node module form.		
Authoring information	Node module form.		
Publishing options	Node module form.		
Comment settings	Comment module form.		

Albums



localhost > Administer > Content management > Albums > Manage fields >

Hello admin Logout

Edit **Manage fields** Display fields

Banda Canciones Portada

Add fields and groups to the content type, and arrange them on content display and input forms.

Note: Installing the [Advanced help](#) module will let you access more and better help.

Label	Name	Type	Operations
Title	Node module form.		
Portada	field_portada	File	Configure Remove
Banda	field_bandas	Node reference	Configure Remove
Canciones	field_canciones	File	Configure Remove
Body	Node module form.		
Menu settings	Menu module form.		
Authoring information	Node module form.		
Revision information	Node module form.		
Publishing options	Node module form.		
Comment settings	Comment module form.		

Imágenes



localhost > Administer > Content management > Imágenes > Manage fields >

Hello admin Logout

Edit **Manage fields** Display fields

Banda Imagen

Add fields and groups to the content type, and arrange them on content display and input forms.

Note: Installing the [Advanced help](#) module will let you access more and better help.

Label	Name	Type	Operations
+	Title	Node module form.	
+	Banda	field_bandas	Node reference Configure Remove
+	Imagen	field_image	File Configure Remove
+	Menu settings	Menu module form.	
+	Body	Node module form.	
+	Revision information	Node module form.	
+	Authoring information	Node module form.	
+	Publishing options	Node module form.	
+	Comment settings	Comment module form.	

Videos



localhost > Administer > Content management > Videos > Manage fields >

Hello admin Logout

Edit **Manage fields** Display fields


Banda Video

Add fields and groups to the content type, and arrange them on content display and input forms.

Note: Installing the [Advanced help](#) module will let you access more and better help.

Label	Name	Type	Operations
✚ Title	Node module form.		
✚ Banda	field_bandas	Node reference	Configure Remove
✚ Video	field_video	Embedded Video	Configure Remove
✚ Body	Node module form.		
✚ Menu settings	Menu module form.		
✚ Authoring information	Node module form.		
✚ Revision information	Node module form.		
✚ Publishing options	Node module form.		
✚ Comment settings	Comment module form.		

Vista

 Edit view *bandas*

localhost > Administer > Site building > Views > Edit > Hello admin Logout

List Add **Edit** Import Tools

View *bandas*, displaying items of type **Node**. Export Clone

Defaults

videos - block ▶ **videos - block** *Display the view as a block.*

videos

imagenes - block

imagenes

albums - block

albums

Page


Add display


Analyze

Basic settings

Name: **videos - block**

Title: *None*

Style: **Grid** 

Row style: **Fields** 

Use AJAX: *No*

Use pager: *No*

Items to display: **4**

More link: **Yes**

Distinct: *No*

Access: *Unrestricted*

Caching: *None*

Link display: *videos*

Exposed form in block: *No*

Header: *None*

Footer: *None*

Empty text: *None*

CSS class: *None*

Theme: **Information**

Relationships + ↑↓

None defined

Arguments + ↑↓

Content: *Banda*

Fields + ↑↓

Node: **Title**

Content: **Video Image Thumbnail (linked to node)**

Sort criteria + ↑↓

None defined

Filters + ↑↓

Node: **Published Yes**

Node: **Type = Videos**

Remove display

Defaults: Configure Argument *Banda (field_bandas)*

TITLE:

The title to use when this argument is present. It will override the title of the view and titles from previous arguments. You can use percent substitution here to replace with argument titles. Use "%1" for the first argument, "%2" for the second, etc.

BREADCRUMB:

The Breadcrumb title to use when this argument is present. If no breadcrumb is set here, default Title values will be used, see "Title" for percent substitutions.

ACTION TO TAKE IF ARGUMENT IS NOT PRESENT:

- Display all values
- Hide view / Page not found (404)
- Display empty text
- Summary, sorted ascending
- Summary, sorted descending
- Provide default argument

Provide default argument options

DEFAULT ARGUMENT TYPE:

- Fixed entry
- Node ID from URL
- PHP Code
- Taxonomy Term ID from URL
- User ID from URL
- User ID from logged in user

Validator options

VALIDATOR:

<Basic validation> ▾

ACTION TO TAKE IF ARGUMENT DOES NOT VALIDATE:

Hide view / Page not found (404) ▾

- Allow multiple terms per argument.

If selected, users can enter multiple arguments in the form of 1+2+3 or 1,2,3.

- Exclude the argument

If selected, the numbers entered in the argument will be excluded rather than limiting the view.

WILDCARD:

all

If this value is received as an argument, the argument will be ignored; i.e, "all values"

WILDCARD TITLE:

All

The title to use for the wildcard in substitutions elsewhere.